

ECE 574 – Cluster Computing

Lecture 4

Vince Weaver

`http://web.eece.maine.edu/~vweaver`

`vincent.weaver@maine.edu`

31 January 2019

Announcements

- I'll post Homework #2, will send e-mail, submit via e-mail
- Barrows Hall power shutdown this weekend (likely Sunday 9am-noon) so don't plan on doing your homework then. Hopefully the machine will come back up.



Cluster Accounts

- Log in to weaver-lab. Be sure to use port 2131 or it will try to connect to the wrong machine. (Why?)
- Behave. No hacking/cracking/spamming/irc-bots
Also be responsible with disk usage, as I don't have disk quota set up.
- Change your password first thing.
- If you find a security bug, great! Let me know! Don't



go deleting things or impersonating people or installing root kits, or other stuff.



Things from last time

- Performance counters in the cloud. Why we are doing assignments on my computer rather than on the UMaine supercomputer.
- Performance counters and interpreted code. Can you use it to help find bugs in java or python etc? Trickier.



Speedup / Parallel Efficiency Example

- Reminder

- Speedup = $S_p = \frac{T_s}{T_p}$

where $p = \#$ of processes (threads)

T_s = execution time of sequential code

T_p = execution time of parallel with p processes

For ideal, $S_p = p$


- Parallel Efficiency

$$E_p = \frac{S_p}{p} = \frac{T_s}{pT_p}$$

Ideal linear speedup $E_p = 1$



- Examples where serial code takes 120s, $p=2$
 - $T_2 = 150s$, $S_p = \frac{120}{150} = 0.8$, $E_p = \frac{.8}{2} = .4$
 - $T_2 = 120s$, $S_p = \frac{120}{120} = 1$, $E_p = \frac{1}{2} = .5$
 - $T_2 = 60s$, $S_p = \frac{120}{60} = 2$, $E_p = \frac{2}{2} = 1$
 - $T_2 = 30s$, $S_p = \frac{120}{30} = 4$, $E_p = \frac{4}{2} = 2$



Running Linpack

- HPL solves linear system of equations, $Ax=b$. LU factorization.
- Download and install a BLAS. ATLAS? OpenBLAS? Intel?
Compiler? intel? gcc? gfortran?
- Download and install MPI (we'll talk about that later). MPICH? OpenMPI?
- Download HPL. Current version 2.2?
Modify a Makefile (not trivial) make sure links to proper



BLAS. make arch=OpenBLAS

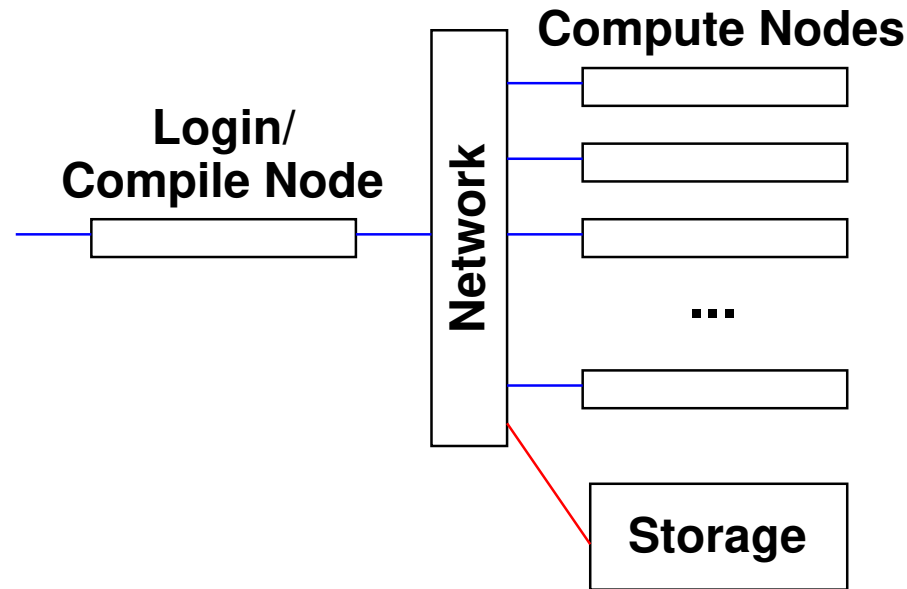
- Above step, might need to create a link from hpl in your home directory to actual location for reasons
- Create a a bin/OpenBLAS with default HPL.dat file
- Run it `./xhpl` Or if on cluster `./mpirun -np 4 ./xhpl` or similar.
- Result won't be very good. Need to tune HPL.dat
- N is problem size. In general want this to fill RAM. Take RAM size, squareroot, round down. NxN matrix. Each N is 8 bytes for double precision.
- NB block size, can be tuned



- $P \times Q$, if on cluster can specify machine grid to work on.
Linpac works best with as square as possible.
- Fiddle with all the results until you get the highest.



Commodity Cluster Layout



- Simple cluster like the pi-cluster, or older ones I've made
- Commodity cluster design is a combo of ECE331/ECE435 more than anything else



- Why have a head node?
- What kind of network? Ethernet? Infiniband?
Something fancier?
- Operating system? Do all nodes need a copy of the OS?
Linux? Windows? None?
- Booting: network boot, local disk boot.
- Network topology? Star? Direct-connect? Cube?
Hyper-cube?
- Disk: often shared network filesystem. Why? Simple:
NFS (network file system). More advanced cluster
filesystems available.



- Don't forget power/cooling
- Running software?



Job Schedulers

- On a big cluster, how do you submit jobs?
- If everyone just logged in to nodes at random, would be a mess
- Batch job scheduling
- Different queues (high priority, long running, etc)
- Resource management (make sure don't over commit, use too much RAM, etc)
- Notify you when finished?
- Accounting (how much time used per user, who is going



to pay?)



Scheduling

- Different Queues Possible – Low priority? Normal? High priority (paper deadline)? Friends/Family?
- FIFO – first in, first out
- Backfill – bypass the FIFO to try to efficiently use any remaining space
- Resources – how long can run before being killed, how many CPUs, how much RAM, how much power? etc.



- Heterogeneous Resources – not all nodes have to be same. Some more cores, some older processors, some GPUs, etc.



Common Job Schedulers

- PBS (Portable Batch System) – OpenPBS/PBSPro/TORQUE
- nbs
- slurm
- moab
- condor
- many others



Slurm

- <http://slurm.schedmd.com/>
- Slurm Workload Manager
Simple Linux Utility for Resource Management
Futurama Joke?
- Developed originally at LLNL
- Over 60% of top 500 use it



sinfo

provides info on the cluster

```
PARTITION AVAIL  TIMELIMIT  NODES  STATE NODELIST
debug      up        infinite   1      idle  haswell-ep
general*   up        infinite   1      idle  haswell-ep
```



`srun`

start a job, but interactively



sbatch

submit job to job queue

```
#!/bin/bash

#SBATCH -p general          # partition (queue)
#SBATCH -N 1                # number of nodes
#SBATCH -n 8                # number of cores
#SBATCH -t 0-2:00          # time (D-HH:MM)
#SBATCH -o slurm.%N.%j.out # STDOUT
#SBATCH -e slurm.%N.%j.err # STDERR
export OMP_NUM_THREADS=4
./xhpl
```

Notes: `sbatch -N 24 - -ntasks-per-node=4 ./time_`
To run on all 96 cores of pi-cluster



Can set up to e-mail you when done (though only locally).



queue


JOBID	PARTITION	NAME	USER	ST	TIME	NODES	NODELIST(REASON)
63	general	time_hpl	ece574-0	PD	0:00	1	(Resources)
64	general	time_hpl	ece574-0	PD	0:00	1	(Resources)
65	general	time_hpl	ece574-0	PD	0:00	1	(Resources)
62	general	time_hpl	ece574-0	R	0:14	1	haswell-ep



scancel

kills job

scancel 65



Average Machine Speeds

- Look up my top40 list. Green and regular. Compare with top and bottom of top500. Also Pi-cluster
- Computers we might use in class:
 - haswell-ep server 436 GFLOPS, 16/32 cores, 80GB, 2.13GFLOP/W
 - power8 machine 195 gflops, 8/64 cores, 32GB, ??
 - pi-cluster, 15.4 GFLOPS, 96 cores, 24GB RAM, 0.166 GFLOP/W
 - pi-3B 3.62 GFLOPS, 4 cores, 1GB RAM, 0.813



GFLOP/W (higher possible)

Reminder, top machine, 93 PFLOPS, sunway,
6GFLOPS/W (top 10 3-9 GFLOPS/W)

- First list, June 1993. Top machine 1024 cores, 60 GFLOPS, 131kW
Pi cluster would have been #7
- I ran HPCG benchmark on Haswell-EP machine.
Theoretical: $16\text{DP FLOP/cycle} * 16 \text{ cores} * 2.6\text{GHz}$
 $= 666 \text{ GFLOPS}$



Linpack/OpenBLAS: 436 GFLOPS (65% of peak),
HPCG: 0.7 GFLOPS (0.1% of peak)

